

Boys: 2 to 20 years

Stature-for-age and
Weight-for-age percentiles

NAME _____ RECORD # _____ DATE OF BIRTH _____

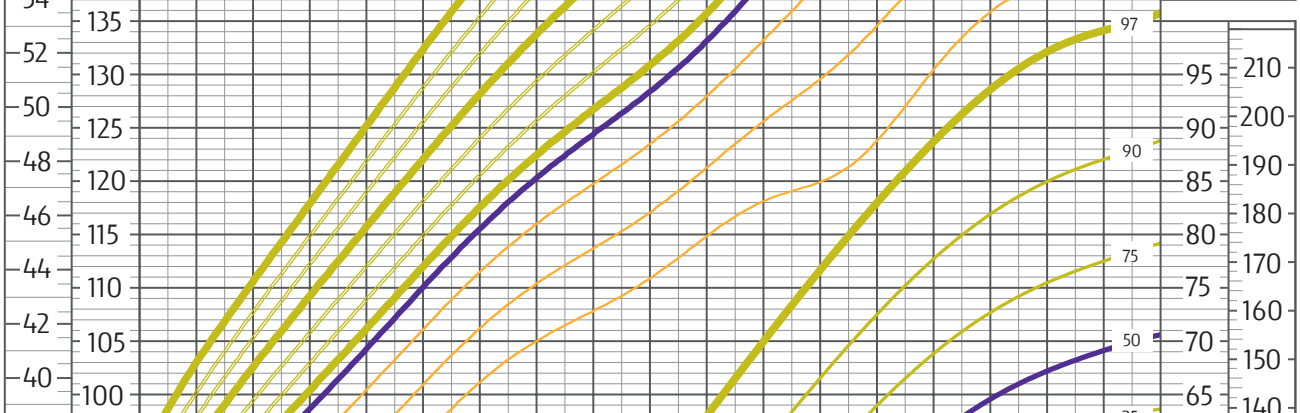
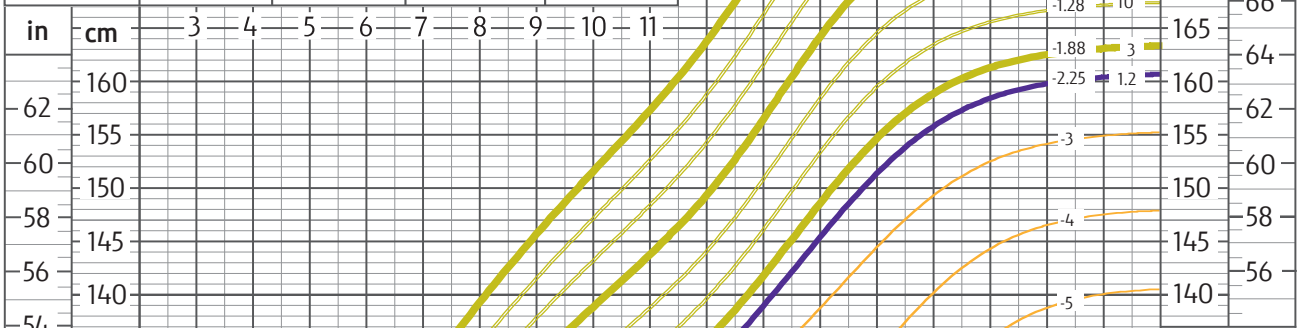
12 13 14 15 16 17 18 19 20

Mother's Stature _____ Father's Stature _____

Mid-parental height: (_____ + _____ + 5) / 2 = _____

(in inches) (Mother's Stature) (Father's Stature)

Date	Age	Weight	Stature	Tanner Stage

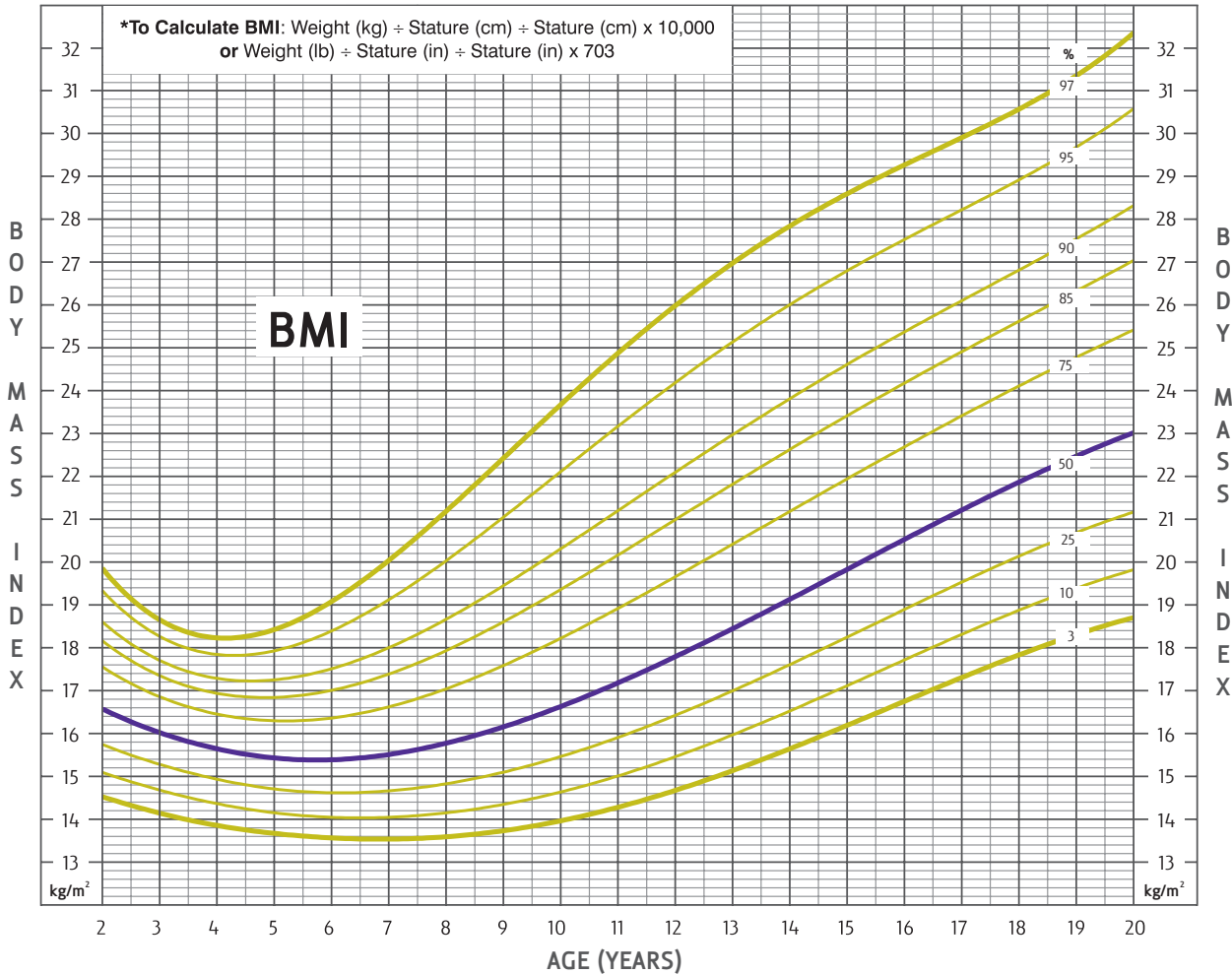
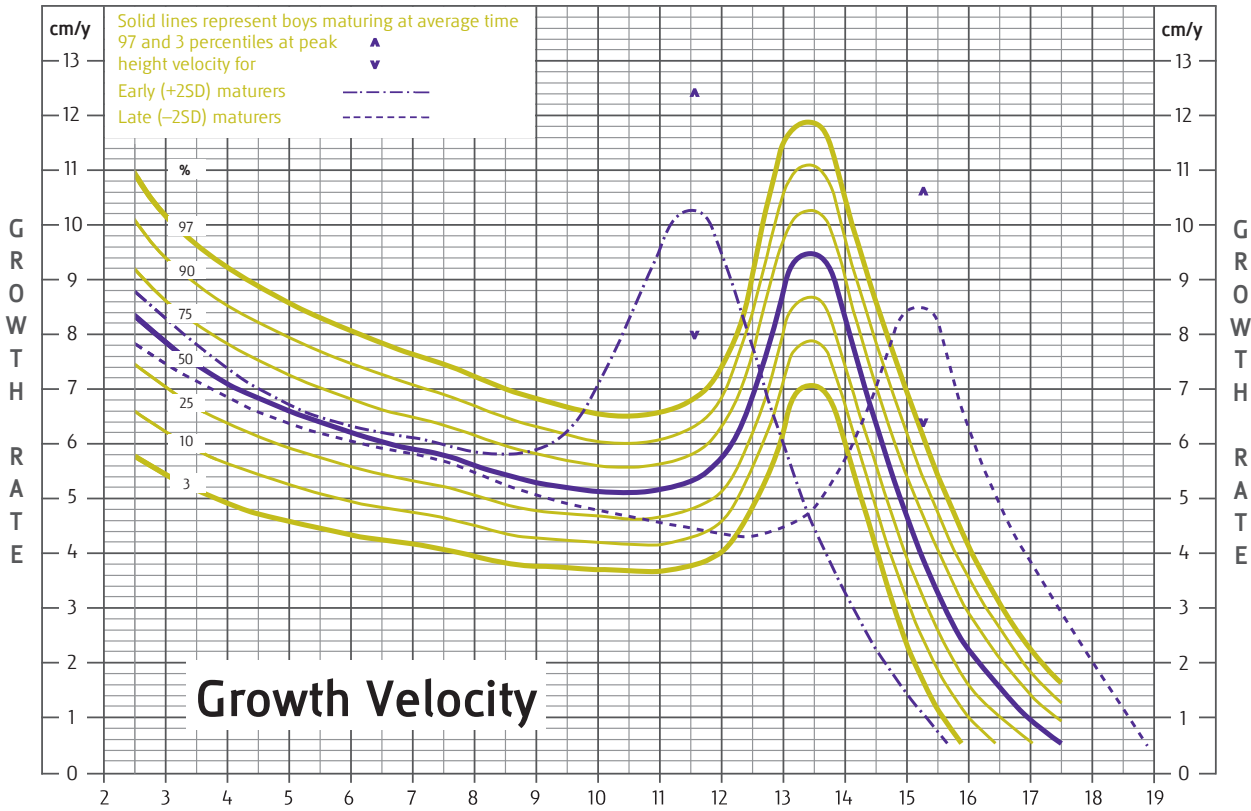


BOYS
2 to 20 years

Kuczmarski RJ, Ogden CL, Grummer-Strawn LM, et al. CDC growth charts: United States. US Dept of Health and Human Services. Centers for Disease Control and Prevention, National Center for Health Statistics. *Adv Data*. 2000;314:1-28. Data on file. Genentech, Inc.

Centers for Disease Control and Prevention, National Center for Health Statistics. CDC Growth Charts: United States. Published May 30, 2000 (modified 11/21/00). SOURCE: Developed by the National Center for Health Statistics in collaboration with the National Center for Chronic Disease Prevention and Health Promotion (2000): www.cdc.gov/growthcharts.

NAME _____ RECORD # _____ DATE OF BIRTH _____



Adapted with permission from Tanner JM, Davies PSW. Clinical longitudinal standards for height and height velocity for North American children. *J Pediatr.* 1985;107(3):317-329.

Centers for Disease Control and Prevention. National Center for Health Statistics. CDC Growth Charts: United States. Published May 30, 2000 (modified 10/16/00).
 SOURCE: Developed by the National Center for Health Statistics in collaboration with the National Center for Chronic Disease Prevention and Health Promotion (2000): www.cdc.gov/growthcharts.